


FAIRGREEN SOD FARMS


WHOLESALE/RETAIL
THINK **GREEN** CALL **FAIRGREEN!** WWW.FAIRGREENSOD.COM




SHADE




Mixtures consisting of a high percentage of fine fescue that tolerates reduced sunlight.
Moderate to fast establishment.




SUN



Balanced mixture of Kentucky bluegrass, fine fescue and perennial ryegrass for use in full and partial sun.
Moderate establishment, high density.



ALL-PURPOSE



Blend that can be used in full or partial sun as well as a wide range of soil types.
Rapid establishment and repair.



Species Characteristics

GRASS SPECIES	GERM/DAYS	SHADE	ESTABLISHMENT	DROUGHT	LEAF
Kentucky Bluegrass	8-14	Poor/Good	Moderate	Good	Moderate/Fine
Perennial Ryegrass	7-14	Poor/Moderate	Very Fast	Good	Fine
Creeping Red Fescue	10-14	Excellent	ModerateFast	Good	Moderate/Fine
Chewings Fescue	10-14	Excellent	Moderate/Fast	Good/Excellent	Fine
Hard/Sheeps Fescue	14-20	Excellent	Slow/Moderate	Excellent	Fine
Tall Fescue	10-14	Excellent	Moderate	Excellent	Moderate/Coarse

VIEW MORE INFO

Scan the code to view more information on seeding tips and product information on our website



FAQs



WHEN TO SEED

The best time to seed is late spring or early fall when the soil temperatures are at least 7°C



WATERING

For the first 3-4 weeks keep the soil moist with light waterings and try to avoid standing water.



SITE/SEEDBED PREPARATION

Remove any debris and loosen up existing soil with a hard rake or rototiller. If required add additional soil to the area, we suggest using our #1 Garden Soil. Rake the soil level and apply a pre plant fertilizer to the area.




FERTILIZING

Once the seed is established, approximately 6 weeks after seeding, you can make your first season appropriate fertilizer application. Visit our website, www.fairgreensod.com, for our recommendations.



PLANTING

Seed should be applied at a rate of 5lbs/1000ft² for new seeding and 2-3lbs/1000ft² for overseeding. We suggest using a hand or push spreader and applying the seed evenly in 2 separate directions. Once the seed is spread, lightly rake it into the soil covering it with no more than 1/4" of soil.



MOWING

The first mowing should take place once the grass is 2-3 inches tall and the ground is able to support the weight of you and your mower. For best results we recommend mowing your lawn between 2-3 inches in height.